

Andean CultureQuest Lesson

By Hannah Bollinger

Objective: The objective for this lesson is for students to be able to describe the culture in the Andean region of South America and more specifically Peru. The goals are listed in their web quest activity so that they know exactly what is expected of them.

Process: Students will experience Andean culture through following the steps on the “Assignment Board” (fancy word for web quest) that I have set up for them. In my school, as well as many others across the state, we have access to a resource called “Discovery Education.” I used this site to create this web quest for my students. Therefore, if your district pays (or you personally pay) for access to this resource, please feel free to use the link below to access my web quest. However, if you do not have access to this resource, I have included screen shots of all of the directions so that you know the details of the lesson. Any links that are directly connected to student work are not shown in order to protect these students privacy. However, any links that is connected to an external website that is used to do research is shown.

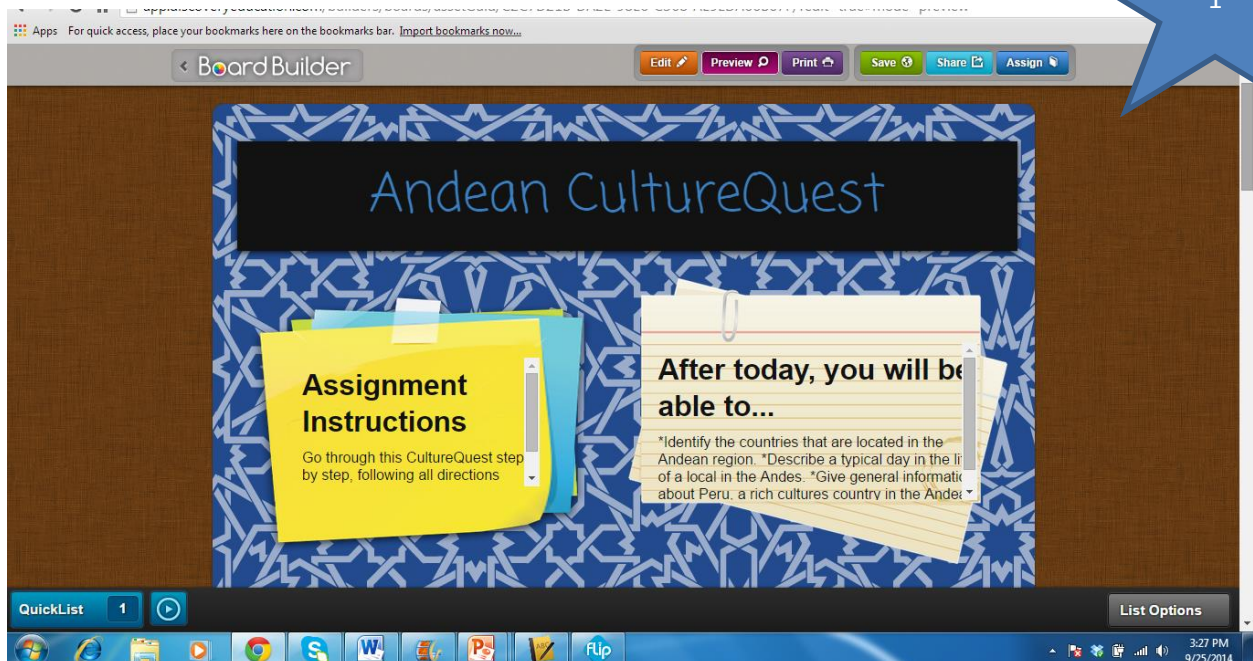
Link to “Andean CulturQuest” Board Builder-

<http://app.discoveryeducation.com/builders/boards/assetGuid/C2C7D21B-DA2E-98E6-C368-AE9EDA66B67F/?edit=true#mode=preview>

For those without access, here are the screenshots. Please feel free to contact me with any questions or concerns.

Hannah Bollinger

hbollinger@wcpss.net



Apps For quick access, place your bookmarks here on the bookmarks bar. [Import bookmarks now...](#)

Board Builder


Edit Preview Print Save Share Assign

about Peru, a rich cultures country in the Andes

#1- Close Read


Look at the picture " Woman with her llama." Spend at least three minutes looking at the photo and making as many observations as you can. After your three minutes are up, you should each go to the link below, and respon to the following question: "You are the woma in this photo. What are you thinking? What a you feeling?"

The link were you respond is below:



#2- Watch and Learn

You will watch this video two times. While



QuickList 1

Windows taskbar icons: Internet Explorer, Google Chrome, Microsoft Word, Microsoft PowerPoint, Flip

2

Apps For quick access, place your bookmarks here on the bookmarks bar. [Import bookmarks now...](#)

Board Builder

Edit Preview Print Save Share Assign


#2- Watch and Learn

You will watch this video two times. While watching the video segment " People of the Andes" for the FIRST time, take notes on wh you hear. Try to retain as much as you can. You will be tested over this info so put some good work into taking notes!

While watching the video segment for the SECOND time, work with a partner to answer my few questions about the observations tha you made while watching.

#3- Visit and Explore

You are going to follow this link to an interactive website where you can explore some general facts about Peru, a country tha is located in the Andean mountains. You are going to explore the website and fill in your



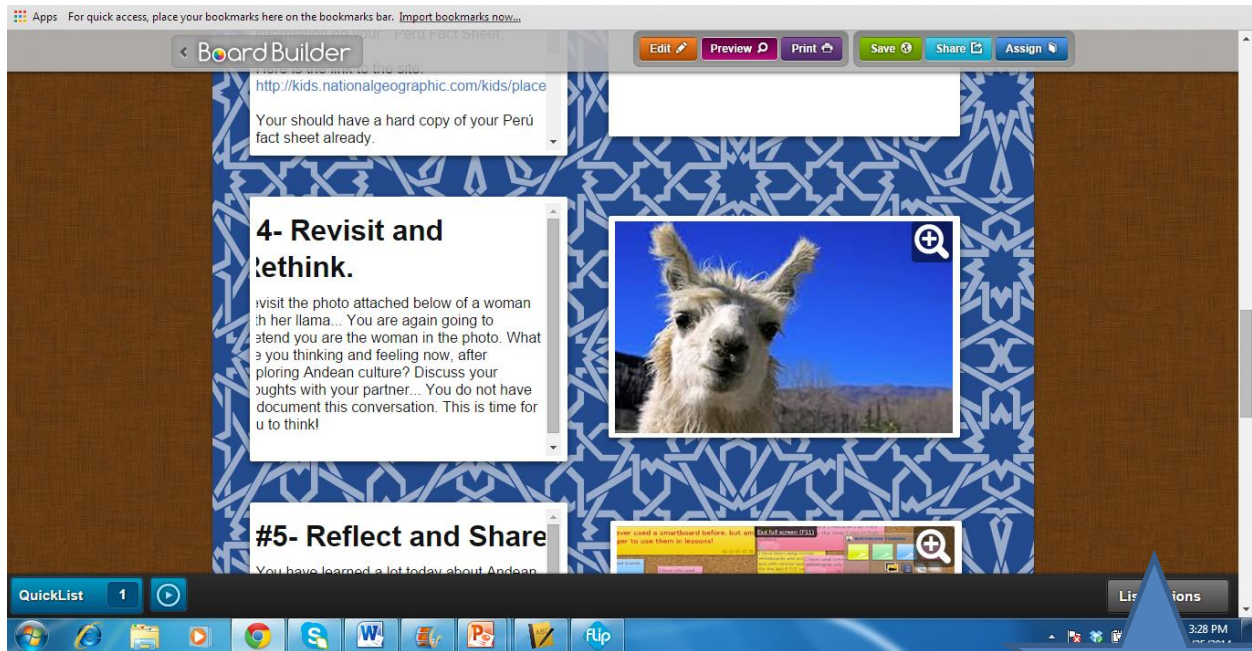
Peru-Fact-Sheet.docx Download

QuickList 1

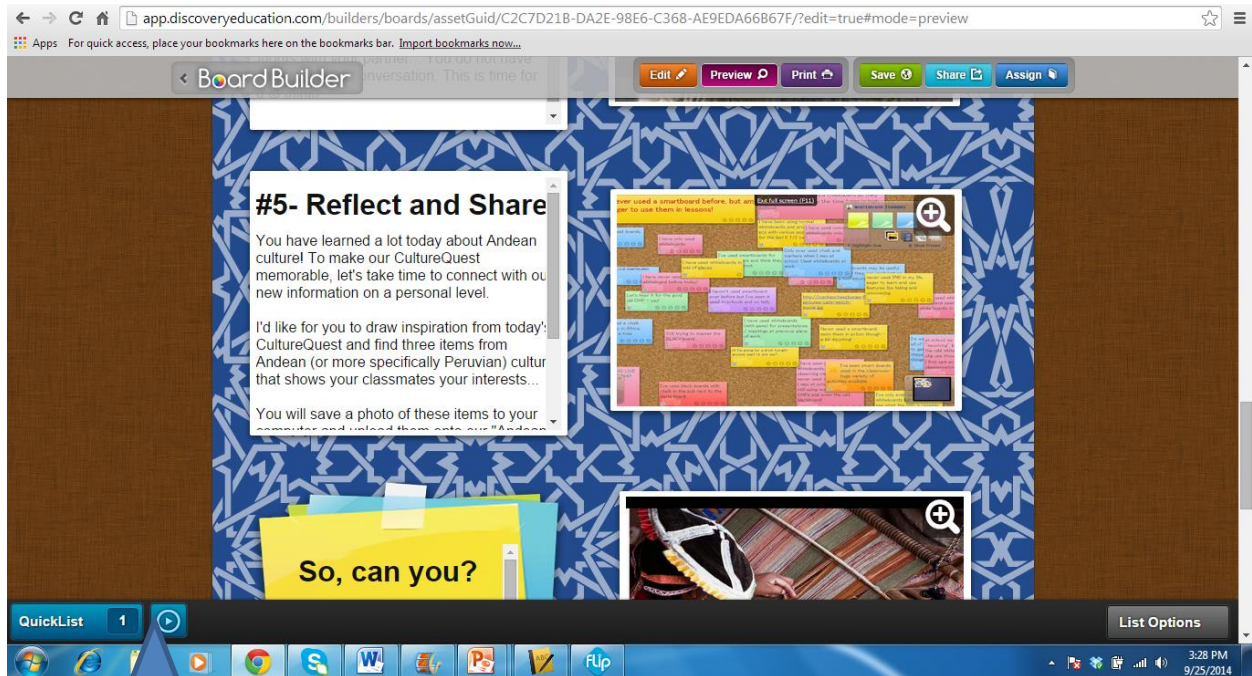
Windows taskbar icons: Internet Explorer, Google Chrome, Microsoft Word, Microsoft PowerPoint, Flip

3:27 PM 9/25/2014

3



4



5

